

Key Report Sample

주요 리포트 샘플



Renaissance

Renaissance

© Copyright 2024 by Renaissance Learning, Inc.

All rights reserved. Printed in the United States of America. All logos, designs, and brand names for Renaissance Learning's products and services, including but not limited to Accelerated Math, Accelerated Reader, MathFacts in a Flash, Renaissance Home Connect, Renaissance, Renaissance Place, Star Assessments, Star Early Literacy, Star Math, and Star Reading, are trademarks of Renaissance Learning, Inc., and its subsidiaries, registered, common law, or pending registration in the United States and other countries. All other product and company names should be considered the property of their respective companies and organizations.

This publication is protected by U.S. and international copyright laws. It is unlawful to duplicate or reproduce any copyrighted material without authorization from the copyright holder. For more information, contact:

RENAISSANCE LEARNING

P.O. Box 8036
Wisconsin Rapids, WI 54495-8036
(800) 338-4204
www.renaissance.com
educatordevelopment@renaissance.com

© Copyright © 2024 T-IME Education Co., Ltd.

442, Bongeunsa-ro, Gangnam-gu, Seoul, 06153, Republic of Korea
All rights reserved. No part of this publication may be reproduced or distributed in any form or by any means, or stored in a database or retrieval system, without the prior written consent of T-IME Education Co., Ltd., including, but not limited to, network storage or transmission, or broadcast for distance learning.



들어가는 말

교육 소프트웨어 회사인 르네상스러닝은 1984년에 시작된 이래, 오랜 기간 쌓인 학생들의 방대한 데이터를 활용하여 교육 현장의 선생님들이 가르치는 일에 좀 더 집중하실 수 있도록 다양한 리포트를 제공하고 있습니다. 학생들의 니즈와 그에 맞는 교수법, 그리고 상담에 고민하시는 대한민국의 선생님들과 교육 관계자분들께 도움이 되길 바랍니다.

(주)타임교육 르네상스러닝



Renaissance
Star Reading

- 05 Star Diagnostic Report
- 06 Star Student Progress Monitoring Report
- 07 Star Summary Report
- 08 Star Test Record Report
- 09 Star Parent Report
- 10 Instructional Planning Report
- 12 Star Annual Progress Report



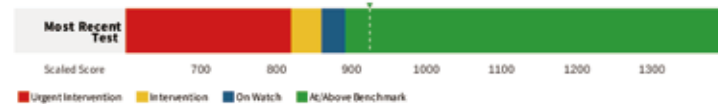
Renaissance
Accelerated Reader

- 13 TOPS Report
- 14 Summary Diagnostic Report
- 15 Student Performance Record Report

Star Diagnostic Report

RENAISSANCE Star Diagnostic Report Star Reading Enterprise						Generated
School	Students	Date Range	Demographics	Scale	Benchmark Type	
East Elementary School	Campos, David	07/01/22-06/30/23	All Demographics	Star Unified Scale	District	
Student	Student ID	Test Date	Grade	Teacher	Class/Group	
Campos, David	dcamp	Jan 4, 2023, 7:55 AM	2nd	Rivers, J.	Miss Rivers' class	

District Benchmark, Grade 2



Star Reading Enterprise Tests Scores

SS (Scaled Score) 925 <small>At/Above Benchmark</small> <small>David's Scaled Score is based on the Star Unified Scale.</small>	PR (Percentile Rank) 57 <small>David scored higher than 57% of students nationally in the same grade.</small>	GE (Grade Equivalent) 2.8 <small>GE shows how David's test performance compares with the average grade 2 student in the national norm group. It does not necessarily indicate the ability to read independently at this grade level.</small>
IRL (Instructional Reading Level) 2.4 <small>David would be best served by instructional materials prepared at the second grade level.</small>	Est. ORF (Estimated Oral Fluency) 77 <small>David can likely read 77 words per minute correctly on grade-level appropriate text.</small>	

Domain Scores (Core Progress Reading built for the CCSS)

Ranging from 0-100, domain scores estimate David's percent of mastery on skills in each domain at a second grade level.

Literature

Key Ideas and Details	81	Craft and Structure	72	Range of Reading and Level of Text Complexity	52
-----------------------	----	---------------------	----	---	----

Informational Text

Key Ideas and Details	70	Craft and Structure	53
-----------------------	----	---------------------	----

Language

Vocabulary Acquisition and Use	85
--------------------------------	----

Reading Recommendation Test Duration & Fidelity

RENAISSANCE Star Diagnostic Report Star Reading Enterprise						Generated
School	Students	Date Range	Demographics	Scale	Benchmark Type	
East Elementary School	Campos, David	07/01/22-06/30/23	All Demographics	Star Unified Scale	District	
Student	Student ID	Test Date	Grade	Teacher	Class/Group	
Campos, David	dcamp	Jan 4, 2023, 7:55 AM	2nd	Rivers, J.	Miss Rivers' class	
ZPD (Zone of Proximal Development) 2.5 - 3.5 <small>David's ZPD identifies books at the right level to provide optimal reading challenge with text frustration. Enter David's ZPD in ARBOK Finders.com to find appropriate books.</small>						Test Duration: 2 mins and 48 secs Short Test Time: This student took the test in a very short time, which may affect results.

Star Reading 테스트 결과를 확인하는 **대표적인 리포트로 학생 개별 리딩레벨(GE: Grade Equivalent 미국동급학년)이 진단**됩니다. CCSS(미국공통학습지표) 영역별 숙련도를 나타내는 Reading Skill의 도메인별 점수와 개인별 ZPD(권장독서범위)도 제공합니다.

SS(Scaled Score)

정답률과 문제의 난이도에 근거한 원점수입니다.

PR(Percentile Rank)

백분율 등수를 나타내며 PR 57은 그 해 동일 학년의 57% 학생들보다 리딩 실력이 높은 상위 43%임을 뜻합니다.

GE(Grade Equivalent)

미국 동급 학년과 비교한 리딩 레벨로 GE 2.8는 미국 2학년 8개월차 커리큘럼에 재학중인 학생의 일반적인 리딩 실력이라는 의미입니다.

IRL(Instructional Reading Level)

학습 지도 리딩 레벨로 학생을 지도할 때 최적의 읽기 효과가 나타날 수 있는 적정 지도 수준을 말합니다.

Est. ORF

개별 학생에게 기대되는 읽기 유창성을 나타내며 1분간 정확하게 읽을 수 있다고 기대되는 단어 수를 의미합니다(Grade 1-4에 해당).

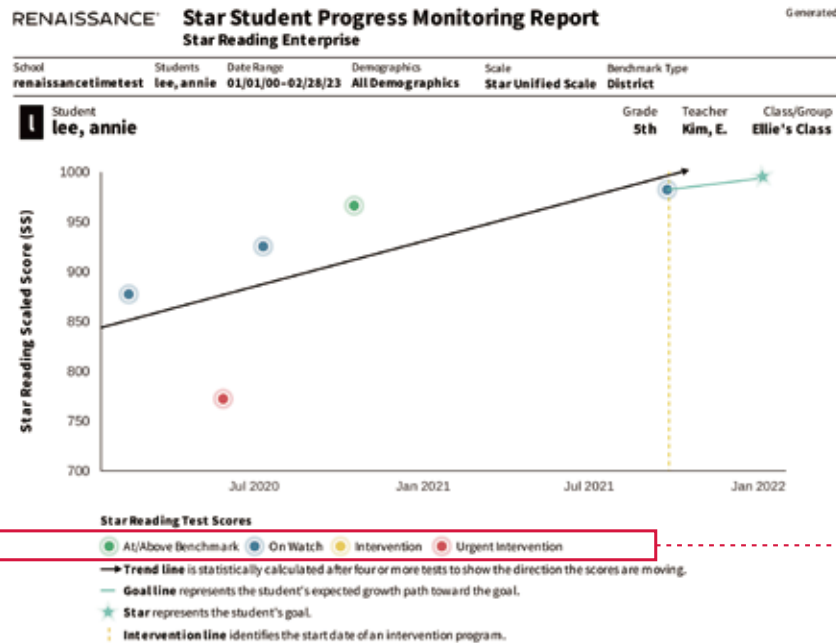
Domain Scores

학생의 학년을 기준으로 한 영역별 숙련도를 표시합니다. 예를 들어, 2학년 학생의 Key Ideas and Details 영역의 점수가 81인 경우, 해당 영역에서 2학년 문항의 정답률이 약 81%로 예상됨을 의미합니다.

ZPD(Zone of Proximal Development)

권장독서범위로 너무 쉽지도 너무 어렵지도 않은 수준으로 개별학생에게 제안하는 최적의 도서 난이도 범위입니다. 학생에게 자신의 ZPD 내의 책을 읽도록 권장합니다.

Star Student Progress Monitoring Report



annie's Most Recent Goal

Goal Name	Goal	Goal Start and End Dates	Goal Growth Rate
Scaled Score	454 SS (993 SS**)	09/24/21 - 12/31/21	0.8 SS / Week

**Enterprise Scaled Score Goal converted to the Unified Scaled Score.

annie's Progress

Goal Name	Goal Start Date	Test Date	Scaled Score	Percentile Rank	SDP	Growth Rate (SS/Wk)
No Goal Set		2/16/20	877	29	-	-
		5/28/20	772	1	-	-7.2
		7/11/20	925	32	-	0.6
		10/18/20	966	53	-	3.2
		9/24/21	982	39	23	1.8
Scaled Score	09/24/21	9/24/21	982	39	23	-

학생의 Goal과 관련하여 **리딩 향상 정도를 그래프로 알려주는 리포트**로, 기대되는 성장률과 비교하여 학생의 향상 추이를 볼 수 있습니다. Goal 설정을 한 경우에만 제대로 된 리포트가 생성됩니다.

→ **Test Score** ● At/Above Benchmark ● On Watch ● Intervention ● Urgent Intervention

동그란 원은 SR 테스트를 본 날짜와 점수를 나타내며, 원의 색깔은 학생이 속한 벤치마크 범위를 뜻합니다.

Trend line →

검은색 라인은 이 학생의 실제 성적 추세 선입니다.

(최소 4번 이상 SR 테스트를 치른 경우 표시됨)

Goal line —

민트색 라인은 설정한 goal을 향한 학생의 예상 진행상황을 의미합니다.

Goal ★

민트색 별은 목표로 설정한 Scaled Score와 날짜를 나타냅니다.

Intervention line - - - -

노란색 점선은 선생님이 개입해서 목표를 설정, 수정했다는 의미입니다. 리포트 하단에 최근 설정한 목표가 표시됩니다.

Star Summary Report

RENAISSANCE® Star Summary Report Star Reading Enterprise Assessment (English)

School	Class	Score Range	Demographics	Scale									
East Elementary	Fifth Grade ELA 1	07/06/20-07/14/21	All Demographics	Star Unified Scale									
Class/Group		Teacher											
Fifth Grade ELA 1		Johnson, Elijah											
Student #	Test Date	Location	Rank to 10	GE	IS	IL	PR	GE	IS	IL	PR	Score	Level
Adams, Wyatt	11/07/20	4m 30s	18	5.32	991	4.0	21	33	3.7	-	-	4495	595L
Alvarez, Remata	08/14/20	4m 33s	21	5.0	959	3.4	12	25.3	3.1	-	-	3895	430L
Bauer, Davante	11/07/20	10m 36s	35	5.32	1028	4.8	40	44.7	4.5	-	-	6495	790L
Elber, Elana	11/07/20	9m 4s	5	5.32	1091	6.9	78	66.3	7.8	-	-	975L	1325L
Feinstein, Thomas	07/14/20	12m 3s	8	5.0	1063	5.8	68	59.9	5.6	-	-	8395	980L
Fitzgerald, Franklin	08/14/20	11m 44s	6	5.0	1101	7.3	87	73.7	7.5	-	-	1025L	1175L
Guzman, Jackson	07/13/20	9m 14s	22	5.0	952	3.3	30	23	3.8	-	-	3495	395L
Huie, Arthur	07/14/20	11m 11s	7	5.0	1085	6.6	80	67.7	6.3	-	-	940L	1095L
Johnson, Tamika	11/07/20	7m 30s	24	5.32	927	2.8	5	15.4	2.5	-	-	119L	249L
Hing, Alice	07/13/20	11m 2s	30	5.0	1061	5.8	66	58.7	5.5	-	-	815L	960L
Hogarth, Nicolas	07/13/20	13m 32s	39	5.0	1050	5.4	59	54.8	5.1	-	-	759L	905L
Neumann, Alison	07/13/20	15m 4s	6	5.0	1086	6.7	80	67.7	6.3	-	-	940L	1095L
Ortiz, Samuel	07/13/20	10m 4s	3	5.0	1111	7.8	90	77	6.9	-	-	1075L	1225L
Peterson, Laura	08/15/20	12m 35s	30	5.0	971	3.6	26	29.1	3.4	-	-	340L	490L
Pierce, Matt	07/09/20	20m 41s	34	5.0	1043	5.2	54	52.3	4.9	-	-	720L	870L
Rodgers, Janel	08/15/20	10m 35s	9	5.0	1062	5.8	67	59.3	5.7	-	-	820L	970L
Ritz, Luis	07/13/20	6m 30s	25	5.0	915	2.6	4	13.1	2.2	-	-	50L	200L
Sampson, Susan	08/15/20	12m 48s	1	5.0	1148	9.8	99	99	10.6	-	-	1305L	1510L
Smith, Hae-Jung	07/14/20	14m 46s	39	5.0	989	4.0	23	34.4	3.7	-	-	459L	585L
Suarez, Lera	08/15/20	12m 34s	17	5.0	1093	4.2	30	39	4.8	-	-	519L	660L

RENAISSANCE® Star Summary Report Star Reading Enterprise Assessment (English)

School	Class	Score Range	Demographics	Scale									
East Elementary	Fifth Grade ELA 1	87/94/20-97/94/22	All Demographics	Star Unified Scale									
Students													
Treman, Patricia	08/26/20	7m 18s	27	5.0	115	0.0	1	1	PP	-	-	8840L	10350L
Trang, Vanessa	07/14/20	14m 33s	36	5.0	1008	4.4	32	40.1	4.2	-	-	540L	690L
Tuttle, Barbara	12/01/20	9m 17s	17	5.32	1003	4.2	26	36.5	4.0	-	-	510L	660L
Ugardi, Repe	12/08/20	4m 34s	12	5.32	1059	5.7	60	55.3	5.5	-	-	805L	955L
Van Horn, Elizabeth	12/08/20	1m 52s	15	5.32	1028	4.8	40	44.7	4.5	-	-	640L	790L
Williams, Shannon	12/01/20	6m 12s	23	5.32	937	3.0	6	17.3	2.7	-	-	160L	310L
Wagner, Ben	07/10/20	11m 0s	36	5.0	918	2.4	4	13.1	2.3	-	-	25L	175L
Yates, Christine	07/13/20	11m 4s	18	5.0	991	4.0	24	35.1	3.7	-	-	459L	605L
Zaman, Abdul	12/01/20	12m 11s	11	5.32	1040	5.7	61	55.9	5.6	-	-	810L	960L
Zimmer, Peter	08/10/20	10m 35s	2	5.0	1120	9.8	93	85.1	8.4	-	-	1125L	1275L
Median				5.0	1028	4.8	40	44.7	4.5	-	-		

PR Distribution Summary

Percentile	Students	Percent
Below 10th	11	37%
10th to 40th	5	17%
40th to 70th	7	23%
70th & Above	7	23%

GE Distribution Summary

GE	Students	Percent
0.0-0.9	1	3%
1.0-1.9	0	0%
2.0-2.9	3	10%
3.0-3.9	4	13%
4.0-4.9	8	27%
5.0-5.9	7	23%
6.0-6.9	3	10%
7.0-7.9	2	7%
8.0-8.9	2	7%

IRL Distribution Summary

IRL	Students	Percent
PP (>10)	1	3%
P (0.0-0.9)	0	0%
1.0-1.9	0	0%
2.0-2.9	4	13%
3.0-3.9	6	20%
4.0-4.9	6	20%
5.0-5.9	6	20%
6.0-6.9	3	10%
7.0-7.9	2	7%

지정된 기간 내에 클래스별 학생들의 성적을 보여주는 리포트로 **반별로 학생들의 SR 진단 결과를 한눈에 확인할 때** 유용합니다. 학생별 데이터뿐만 아니라 해당 클래스 학생들의 GE(미국동급학년)와 IRL(학습지도리딩레벨) 분포도도 확인 가능합니다.

Distribution Summary

클래스 학생들의 PR, GE, IRL 분포를 참고하여 수업 시 활용할 수 있습니다.

Star Test Record Report

RENAISSANCE **Star Test Record Report** Generated
Star Reading Enterprise Assessment (English)

School	Students	Date Range	Demographics	Scale
renaisancetimetest	Samuel, Jenie	01/01/22 - 02/28/23	All Demographics	Star Unified Scale

S Student
Samuel, Jenie

Date	Class/Group	Teacher	GP	Score	CE	PE	NCE	WE	Est ORF	ZPD
01/11/23	Ms. Ruth's Class01	Kim, L	2.43	1028	4.8	96	86.9	4.5	152	3.3 - 5.2
06/02/22	Ms. Ruth's Class01	Kim, L	2.43	991	3.9	87	73.7	3.7	118	3.0 - 4.4
01/26/22	Ms. Ruth's Class01	Kim, L	2.0	959	3.3	83	70.3	3.1	97	2.7 - 3.8
Summary		3 Tests								

지정한 기간 내에 특정 학생의 **SR 테스트 누적 기록 리포트**로 날짜별 SR 테스트 결과와 실력이 늘고 있는 지 등 간단히 살펴보는 리포트입니다.

Est. ORF

이 실력의 학생에게 기대되는 읽기 유창성을 나타내며 1분간 정확하게 읽을 수 있다고 기대되는 단어 수가 표시됩니다. (Grade 1-4에 해당)

Star Parent Report


Generated

RENAISSANCE[®]
Parent Report for Casey Adger

School	Teacher	Class	Grade	Test Date
East Elementary School	Rivers, J.	Miss Rivers' class	2nd	May 2, 2023 10:56am

Dear Parent or Guardian of Casey Adger:

Casey has taken a Star Reading computer-adaptive reading test. This report summarizes your child's scores on the test. As with any test, many factors can affect a student's scores. It is important to understand that these test scores provide only one picture of how your child is doing in school.



917 Scaled Score	Casey's Scaled Score is based on the difficulty of questions and the number of correct responses. Scaled Scores in Star Reading in the Unified scale range from 600 to 1400.
42 Percentile Rank	Casey's skills are higher than 42% of students nationally in the same grade. This score is at average. The PR Range indicates that, if Casey had taken the Star Reading test many times, most of his/her scores would likely have been between 31 - 54.
2.7 Grade Equivalent	GE scores range from 0 to >12.9. Based on national norms, Casey's reading skills are comparable to those of a typical 2nd grader in the seventh month of the school year. The score does not necessarily indicate the ability to read independently at this grade level.
2.3 Instructional Reading Level	IRL is the grade level at which Casey is at least 80% proficient recognizing words and comprehending reading materials. Casey achieved an IRL score of 2.3, meaning he/she is at least 80% proficient at reading second grade level materials.
2.4 - 3.4 (Zone of Proximal Development)	The ZPD spans reading levels that are appropriately challenging for reading practice. Casey should be selecting books in this range for optimal growth in reading. This range is approximate. Success at any reading level depends on your child's interest and prior knowledge of a book's content.

I will be using these Star Reading test scores to help Casey further develop his/her reading skills for reading practice at school. If you have any questions about your child's scores or these recommendations, please contact me at your convenience.

Teacher Signature	Date	Parent Signature	Date
-------------------	------	------------------	------

Additional comments may be added on the back of this sheet

특정 학생의 SR 결과를 학부모에게 레터 형식으로 알려주는 리포트로 **학부모 상담자료 또는 가정 발송용으로 활용하기에 유용한 리포트**입니다. GE, PR, IRL, ZPD 등 용어 설명도 함께 제공됩니다.

Teacher / Parent Signature

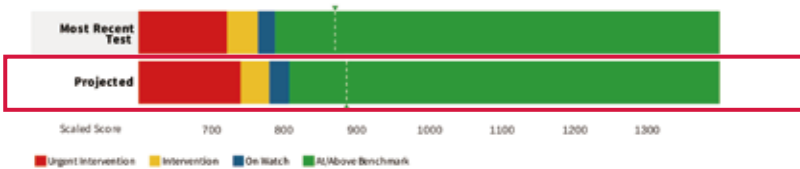
선생님, 학부모 서명란

Instructional Planning - Student Report

RENAISSANCE Instructional Planning - Student Report Star Reading Enterprise

School	Students	Demographics	Scale	Benchmark Type
renaissancetimetest	Rivers, Zoe	All Demographics	Star Unified Scale	District
Student	Test Date	Grade	Teacher	Class/Group
R Rivers, Zoe	Jan 25, 2023 11:57am	1st	Choi, J.	Joy's training demo

District Benchmark, Grade 1



Star Reading Enterprise Tests Results

SS (Scaled Score)	871	Projected SS (Nov 03, 03, 23)	886	PR (Percentile Rank)	80
All Above Benchmark Zoe's Scaled Score is based on the Star Unified Scale.		All Above Benchmark Projected Scaled Score is based on the Star Unified Scale.		Zoe scored higher than 80% of students nationally in the same grade.	
IRL (Instructional Reading Level)	1.3	ZPD (Zone of Proximal Development)	2.0 - 3.0		
Zoe would be best served by instructional materials prepared at the first grade level.		Zoe's ZPD identifies books at the right level to provide optimal reading challenge going into the next grade. Enter Zoe's ZPD in HEBBIE for more information on appropriate books.			

Suggested Skills (Core Progress Reading)

Zoe's Star Reading Enterprise Tests score(s) suggests these skills from CPR learning progressions would be challenging, but not too difficult. Combine this information with your own knowledge of the student and use your professional judgement when designing an instructional program.

Foundations

Foundations for Reading

This score suggests Zoe is ready for instruction and practice with the following skills.

Grade

<ul style="list-style-type: none"> Recognize and understand the relationship between the sound and the letter. Recognize and understand the relationship between the sound and the letter. Recognize and understand the relationship between the sound and the letter. Recognize and understand the relationship between the sound and the letter. Recognize and understand the relationship between the sound and the letter. Recognize and understand the relationship between the sound and the letter. Recognize and understand the relationship between the sound and the letter. Recognize and understand the relationship between the sound and the letter. Recognize and understand the relationship between the sound and the letter. Recognize and understand the relationship between the sound and the letter. 	<ul style="list-style-type: none"> Recognize and understand the relationship between the sound and the letter. Recognize and understand the relationship between the sound and the letter. Recognize and understand the relationship between the sound and the letter. Recognize and understand the relationship between the sound and the letter. Recognize and understand the relationship between the sound and the letter. Recognize and understand the relationship between the sound and the letter. Recognize and understand the relationship between the sound and the letter. Recognize and understand the relationship between the sound and the letter. Recognize and understand the relationship between the sound and the letter. Recognize and understand the relationship between the sound and the letter.
<ul style="list-style-type: none"> Recognize and understand the relationship between the sound and the letter. Recognize and understand the relationship between the sound and the letter. Recognize and understand the relationship between the sound and the letter. Recognize and understand the relationship between the sound and the letter. Recognize and understand the relationship between the sound and the letter. Recognize and understand the relationship between the sound and the letter. Recognize and understand the relationship between the sound and the letter. Recognize and understand the relationship between the sound and the letter. Recognize and understand the relationship between the sound and the letter. Recognize and understand the relationship between the sound and the letter. 	<ul style="list-style-type: none"> Recognize and understand the relationship between the sound and the letter. Recognize and understand the relationship between the sound and the letter. Recognize and understand the relationship between the sound and the letter. Recognize and understand the relationship between the sound and the letter. Recognize and understand the relationship between the sound and the letter. Recognize and understand the relationship between the sound and the letter. Recognize and understand the relationship between the sound and the letter. Recognize and understand the relationship between the sound and the letter. Recognize and understand the relationship between the sound and the letter. Recognize and understand the relationship between the sound and the letter.
<ul style="list-style-type: none"> Recognize and understand the relationship between the sound and the letter. Recognize and understand the relationship between the sound and the letter. Recognize and understand the relationship between the sound and the letter. Recognize and understand the relationship between the sound and the letter. Recognize and understand the relationship between the sound and the letter. Recognize and understand the relationship between the sound and the letter. Recognize and understand the relationship between the sound and the letter. Recognize and understand the relationship between the sound and the letter. Recognize and understand the relationship between the sound and the letter. Recognize and understand the relationship between the sound and the letter. 	<ul style="list-style-type: none"> Recognize and understand the relationship between the sound and the letter. Recognize and understand the relationship between the sound and the letter. Recognize and understand the relationship between the sound and the letter. Recognize and understand the relationship between the sound and the letter. Recognize and understand the relationship between the sound and the letter. Recognize and understand the relationship between the sound and the letter. Recognize and understand the relationship between the sound and the letter. Recognize and understand the relationship between the sound and the letter. Recognize and understand the relationship between the sound and the letter. Recognize and understand the relationship between the sound and the letter.

특정 학생의 IRL(학습지도적정지수)과 리딩 도메인별 실력 향상을 위해 학습해야 하는 Suggested Skill들이 제안되어 선생님께서 수업 준비하실 때 참고하시기 좋은 리포트입니다.

Projected Scaled Score

학생이 해당 School Year 마지막 날까지 꾸준히 성장할 경우(SGP 50) 얻을 수 있는 예상 Scaled Score를 뜻하며, 비슷한 SS 범위에 있는 학생들의 50%가 도달 가능한 레벨을 나타냅니다.

Suggested Skills

해당 학생의 레벨에 따라 리딩 실력 향상을 위해 학습해야 하는 skill을 제안합니다.

Instructional Planning - Class Report

RENAISSANCE [®] Instructional Planning – Class Report Star Reading Enterprise					Generated
School	Class	Date Range	Demographics	Scale	
East Elementary School	Mr. Aaron's class	07/01/22–06/30/23	All Demographics	Star Unified Scale	
Class/Group	Teacher		Number of Students	Students With Tests	
Mr. Aaron's class	Aaron, Tom		11	11	

Latest Results

Median SS (Scaled Score) 938 <small>The median Scaled Score is based on the Star Unified scale selected.</small>	Lowest SS (Scaled Score) 826 <small>The lowest Scaled Score across all latest assessments for students in the class/group.</small>	Highest SS (Scaled Score) 974 <small>The highest Scaled Score across all latest assessments for students in the class/group.</small>
Median PR (Percentile Rank) 53 <small>The median Percentile Rank for the class/group was higher than 53% of students nationally in the same grade.</small>	Lowest PR (Percentile Rank) 16 <small>The lowest Percentile Rank for the class/group was higher than 16% of students nationally in the same grade.</small>	Highest PR (Percentile Rank) 85 <small>The highest Percentile Rank for the class/group was higher than 85% of students nationally in the same grade.</small>

Suggested Skills (Core Progress Reading built for the CCSS)

Skill recommendations are based on the median score for the class/group. These skills are a starting point for instructional planning. Combine this information with your own knowledge of the student and use your professional judgment when designing an instructional program.

Foundational Skills

⚡ Focus Skill 🇺🇸 Transferable between English and Spanish

Phonics and Word Recognition

This score suggests the class/group is ready for instruction and practice with the following skills.

Grade

- 3 ⚡ Decode words by identifying syllable patterns
- 3 ⚡ Read sight words automatically
- 3 ⚡ Decode words with common Latin suffixes
- 3 ⚡ Infer how grade-level affixes alter word meaning

Fluency

This score suggests the class/group is ready for instruction and practice with the following skills.

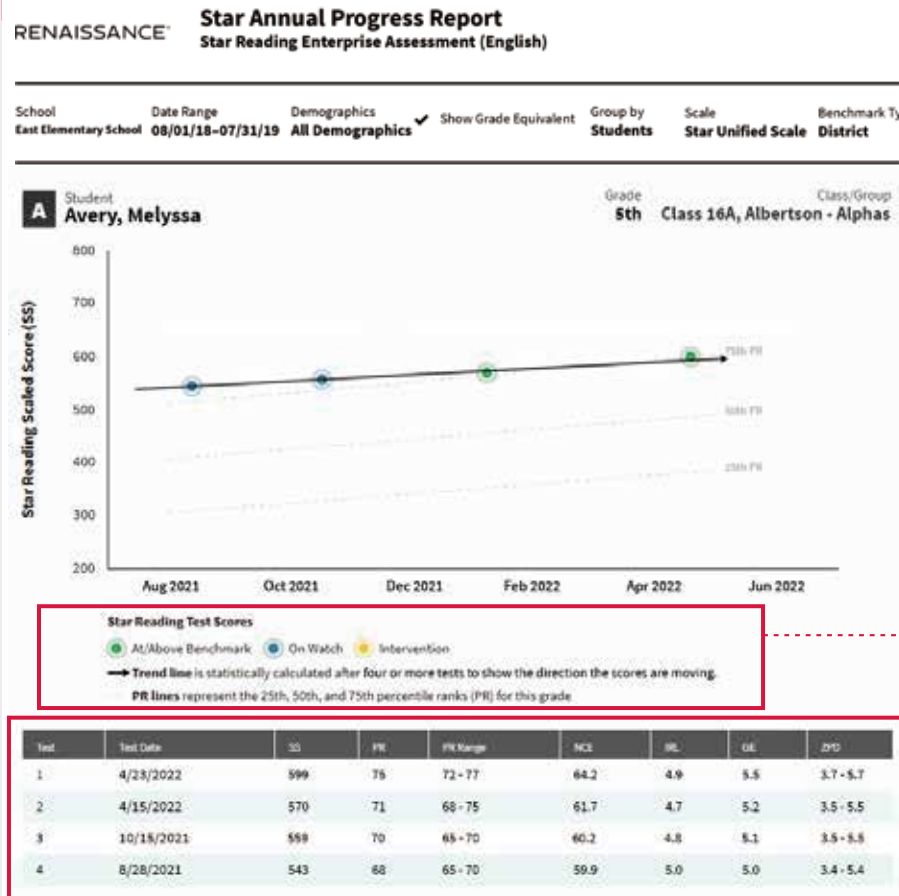
Grade

- 3 ⚡ Identify purpose for reading and comprehend text
- 3 ⚡ Read texts aloud at the ORF to meet benchmarks
- 3 ⚡ Read texts aloud smoothly with expression
- 3 ⚡ Use strategies to confirm / correct understanding

특정 클래스의 **IRL(학습지도적정지수)**과 리딩 도메인별 **실력 향상을 위해 학습해야 하는 Suggested Skills**들이 제안되어 선생님께서 수업 준비하실 때 참고하시기 좋은 리포트입니다.

▶ 그룹별 혹은 클래스별 학생들의 Scaled Score(원점수)의 범위와 중간값(Median)을 나타냅니다.

Star Annual Progress Report



해당 학생이 **1년 동안 본 SR 테스트의 향상 추이**를 그래프로 볼 수 있습니다. Student Progress Monitoring Report와 다른 점은 1년간 성적이 아래 함께 표시되고, 해당 학년의 25%, 50%, 75% 점수 라인과 비교가 가능합니다.

Test Score ● At/Above Benchmark ● On Watch ● Intervention

동그란 원은 SR 테스트를 본 날짜와 점수를 나타내며, 원의 색깔은 학생이 속한 벤치마크 범위를 나타냅니다.

Trend line →

검은색 라인은 이 학생의 실제 성적 추세 선입니다.

(최소 4번 이상 SR 테스트를 치른 경우 표시됨)

PR line ----

회색 점선은 해당 학년 (예시의 경우 5학년) 학생들의 25%, 50%, 75% 점수 라인을 의미합니다.

▶ **1년 동안 본 SR 테스트의 향상 추이**



TOPS Report

Reading Practice TOPS Report for Gabriel Barnes

School: Maple Academy Teacher: Spencer, B Class: G6, Spencer

Book	Quiz Results
The Lion, the Witch and the Wardrobe (Unabridged)	9 of 10 Correct
Author: Lewis, C.S.	% Correct: 90%
ATOS Book Level: 5.7	Points Earned: 5.4 of 6
Quiz #: 52	Words: Gabriel
Quiz Date: 10/16/2018, 9:30 AM	
Interest Level: Middle Grades	
TWR: Read Independently	
Type: Fiction, English	
Word Count: 36,363	



School Year Summary
08/01/2018 - 07/31/2019 (22% Complete)

Average % Correct: 95.6%	Quizzes Passed: 3 of 3	Last Certification: Star Reader
Average ATOS Book Level: 5.1	Nonfiction: 0%	Date Achieved: 10/16/2018
Points Earned: 17.4	Words Read: 117,035	Certification Goal: --

학생들이 **Reading Practice Quiz** 응시 후 바로 확인할 수 있는 리포트로 읽은 책의 기본 정보와 정답 수, 점수, 획득 포인트 등을 보여줍니다. TOPS 리포트는 학생의 퀴즈 완료 화면에서 바로 확인할 수 있습니다. 관리자/선생님은 리포트 확인하는 메뉴가 다르니 유의하세요. TOPS 리포트는 AR Record Book & Goals 메뉴에서 클래스/학생을 선택하여 확인하고 출력할 수 있습니다.

Book: 읽은 책 정보

책 제목, 저자, ATOS Book Level, Quiz Number, 퀴즈 본 날짜, Interest Level(연령적합성지수), 단어 수 등을 표시합니다.

Quiz Results: 퀴즈 결과

전체 문항 수와 정답률, 획득한 포인트를 표시합니다.

Goal Progress: 골 진행상황

지정 기간의 Average Percent Correct(평균 퀴즈정답률)과 Average ATOS Book Level(평균 ATOS 북레벨), Points Earned(획득 포인트)와 골 달성률을 표시합니다.

School Year Summary: 스쿨이어 요약

스쿨이어 기간 동안 평균 ATOS 북레벨, 평균 퀴즈정답률 등 누적 퀴즈 정보를 표시합니다.



Summary Diagnostic Report

RENAISSANCE Summary Diagnostic Report

Generated

School: renaissance1metest Students: Seven Students Date Range: 02/28/22 - 02/28/23 Demographics: All Demographics

Quiz Type: Reading Practice ^a															
Students	Diagnostic Codes	Avg. Correct		Points						Engaged Time/Day ^c	Difficulty ^b		Quizzes		Certification
		Total	Actual	Total	Actual	% Total	Actual Value	Available	Total		Actual	Passed	Taken	Total	
Bell, Jack	A	89%	0%	-	0.0	-	-	-	0	-	0.0	0	0	-	
Malley, Jay	A	89%	0%	32.0	0.0	-	-	-	0	3.7	0.0	0	0	-	
Mathis, Tim	A	89%	0%	0.0	0.0	-	-	-	0	3.0	0.0	0	0	-	
Kim, Isaac	B, %	89%	90%	-	0.4	-	70%	0%	0	-	3.7	1	1	-	
Lee, Annie		89%	90%	20.0	5.4	27%	90%	94%	2	3.5	4.0	10	10	-	
Pearson, Edie	A	89%	0%	-	0.0	-	-	-	0	-	0.0	0	0	-	
Moore, Ben	B, %	89%	90%	0.2	0.4	0%	80%	0%	0	2	3.3	1	1	-	
Average		93%	93%	2.1	-	-	47%	1	-	3.0	4.0	4.0	4.0	-	

* Only Reading Practice data is shown; for goals, select All Reading to see students' complete progress.

* Engaged Time per Day: An estimate of the time the student is engaged in reading practice. Displayed in minutes. It is based on a test score from Star Reading™ or Star Early Literacy™ and points earned in Accelerated Reader. Score not reported unless the student tested with a Star assessment within the current or previous year.

^b Difficulty level averages are based on passed activities.

Diagnostic Code Summary

Students	%	Code	Code Description
4	57%	A	No activity during period
1	14%	B	Low average percent correct (70% to 79%)
0	0%	C	Very low average percent correct (below 70%)
1	14%	D	Low engagement points achieved - less than 50% median points
0	0%	E	Low percent correct with above median engagement points
0	0%	F	Very low percent correct with above median engagement points
2	29%	SS	
2	29%	90%	
At Risk: 86% of students (6 out of 7) with at least one code A-F			

Totals

Measure	Score
Students	
Students in Class/Group	7
Students With Activity	9
Activities	
Taken	12
Passed	12
Engagement Points	
Possible	6.5
Achieved	6.2
Median Achieved	6.4

학생들의 AR 퀴즈 응시 횟수, 패스한 횟수와 평균 퀴즈 정답률, 획득포인트, 평균 복레벨, 목표 등을 한번에 확인할 수 있는 리포트이며, 개별 학습 목표도 명시되어 목표 달성 정도를 파악할 수 있습니다.

Class Summary

클래스에 대한 각종 분석 데이터가 제공되며 Code Summary를 참고하여 해당 클래스 학생 전체 분석에 도움이 되는 진단 정보를 제공합니다.



Student Performance Record Report

RENAISSANCE Student Performance Record Report

School: East Elementary School

Students: Two Students

Date Range: 07/01/22 - 06/30/23

Demographics: All Demographics

Generated: 07/01/23 10:00 AM

Student: Bell, Tristan

Quiz Type: Reading Practice

Date ▼	Activity Information					Questions			Points		Difficulty Level
	Item	Log	Title	Start	Read Index	Correct	Possible	% Correct	Answered	Possible	
05/04/23	14611	EN	Clifford the Small Red Puppy	F	No	5	5	100%	0.5	0.5	2.1
05/04/23	14609	EN	Clifford at the Circus	F	No	5	5	100%	0.5	0.5	2.1
04/12/23	17539	EN	Moonbear's Pet	F	No	5	5	100%	0.5	0.5	2.5
04/11/23	45430	EN	Click, Click, Moo: Cows That Type	F	Yes	4	5	80%	0.4	0.5	2.3
04/11/23	12101	EN	Try Again Sally Jane	F	No	5	5	100%	0.5	0.5	2.2
04/07/23	9694	EN	Too Many Mice	F	No	5	5	100%	0.5	0.5	2.0
04/07/23	5470	EN	Hey! Get off Our Train	F	No	5	5	100%	0.5	0.5	2.4
04/07/23	32164	EN	Minnie and Moo Go to the Moon	F	Yes	9	10	90%	0.5	0.5	2.0
04/07/23	32165	EN	Minnie and Moo Go Dancing	F	Yes	7	10	70%	0.4	0.5	2.0
04/06/23	40198	EN	Minnie and Moo Go to Paris	F	No	10	10	100%	0.5	0.5	2.0
04/05/23	53532	EN	D.W.'s Library Card	F	No	5	5	100%	0.5	0.5	2.5
04/04/23	36431	EN	Minnie and Moo Save the Earth	F	No	10	10	100%	0.5	0.5	2.0
04/03/23	16973	EN	Arthur's Computer Disaster	F	Yes	2	5	40%	0	0.5	2.4
04/03/23	10454	EN	Arthur's Valentine	F	Yes	4	5	80%	0.4	0.5	2.5
03/23/23	7642	EN	Raven: A Trickster Tale from the Pacific Northwest	F	No	10	10	100%	0.5	0.5	2.5
03/23/23	9684	EN	Not Now! Said the Cow	F	No	5	5	100%	0.5	0.5	2.0
03/22/23	55267	EN	Fat Cat: A Danish Folktale	F	No	5	5	100%	0.5	0.5	2.0
03/22/23	9060	EN	The Gingerbread Man	F	Yes	9	10	90%	0.5	0.5	2.4
03/21/23	12072	EN	A Dragon in a Wagon	F	No	5	5	100%	0.5	0.5	2.4
03/17/23	57720	EN	Goldie Locks Has Chicken Pox	F	No	5	5	100%	0.5	0.5	2.2

특정 학생이 지정한 기간 내에 AR퀴즈 (Reading Practice, Vocabulary Practice, Literacy Skills 등)에 응시한 도서 리스트와 해당 정보, 그리고 퀴즈 결과를 확인할 수 있는 리포트입니다.

Renaissance

Key Report Sample

주요 리포트 샘플